

# AEG

## ENERGY STORAGE SYSTEM AS-BSL1



### 4 kWh / 8 kWh / 12 kWh STORAGE SYSTEM

AEG storage systems combine the most advanced technology with high reliability in manufacture to offer you a product meant for high achievements.



### HIGH FLEXIBILITY FOR YOUR HOME NEEDS

Produce and use clean energy at your own tempo. The hybrid inverter integrated in the storage unit allows you to flexibly use power from your solar installation, using it with your home appliances, feeding it to the grid or saving it for later use.



### LONG-LASTING CHARGE, SLEEK LOOKS

The careful selection of components ensures a reliable and long-lasting energy source with premium aesthetics for your home.

### COMPREHENSIVELY CERTIFIED

AEG energy storage systems and production facilities are compliant with the the latest standards to guarantee safety and reliability. Production facilities are certified according to ISO 9001, ISO 14001 and OHSAS 18001. AEG solar products are certified among others by:



[www.aeg-industrialsolar.de](http://www.aeg-industrialsolar.de)

## HOME ENERGY STORAGE



### PRODUCT NAMECODE (PNC)

AS-BSL1-4000 / AS-BSL1-8000 / AS-BSL1-12000  
black / white

### PRODUCT SERIES & NAMECODE (PNC)

AEG HOME ENERGY STORAGE

AS-BSL1-4000/ AS-BSL1-8000 / AS-BSL1-12000, black / white

### WARRANTY<sup>1</sup>

Product warranty	years	5
Performance warranty	years	10

### SYSTEM TECHNICAL DATA

**AS-BSL1-4000**    **AS-BSL1-8000**    **AS-BSL1-12000**

### PV INPUT

Max. recommended DC power	[W]	3600	6500	6500
Max. DC voltage	[V]	500	500	500
Nominal DC operating voltage	[V]	360	360	360
Start-up voltage	[V]	150	150	150
MPPT voltage range	[V]	125-425	125-425	125-425
VDC range at full power	[VDC]	300-425	250-425	250-425
Max.input current	[A]	11	11/11	11/11
Max.short current	[A]	16	16/16	16/16
Number of MPPT trackers		1	2	2
Strings per MPPT tracker		1	1/1	1/1

### AC INPUT & AC OUTPUT

Normal Voltage	[VAC]	230, Single phase (L/N/PE)		
Frequency	[Hz]	50	50	50
Max.AC output current	[A]	18	25	25
Max.AC input current	[A]	18	25	25
Max.continuous power	[kW]	3.6	5	5
Apparent power	[kVA]	3.6	5	5
Power factor range		-0.8~+0.8		

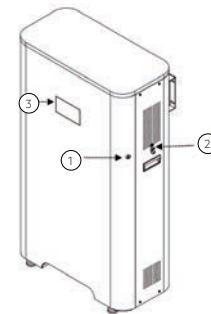
### OFF-GRID AC OUTPUT

Normal voltage	[VAC]	230, Single phase (L/N/PE)		
Frequency	[Hz]	50	50	50
Max. AC output current	[A]	18	25	25
Max. continuous power	[kW]	3.6	5	5
Power factor range		-0.8~+0.8		
Peak power		1.5 times of Max. continuous power (10S)		

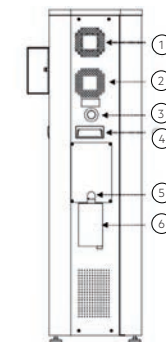
### STORAGE DATA

Battery type		Lithium (LFP)		
Module number		1	2	3
Nominal storage capacity	[kWh]	3.84	7.68	11.52
Usable storage capacity	[kWh]	3.07	6.14	9.22
Battery capacity	[Ah]	75	150	225
Normal voltage	[V]	51.2	51.2	51.2
Voltage range	[V]	42-58	42-58	42-58
Max. charge current	[A]	50	100	100
Max. discharge current	[A]	50	100	100
DOD	[%]	80	80	80
Cycle life		6000	6000	6000

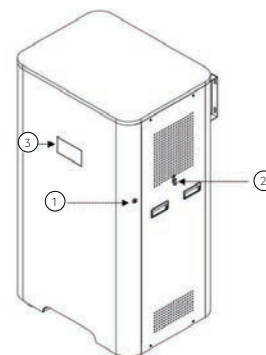
### TECHNICAL DRAWINGS



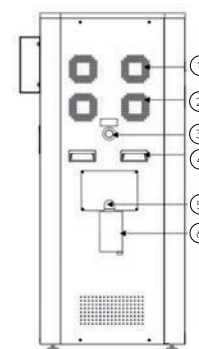
**AS-BSL1-4000**  
1-System door lock  
2-Door key  
3-LCD screen



**AS-BSL1-4000**  
1-Fan outlet  
2-Fan outlet  
3-Emergency stop  
4-Handle  
5-Entry port  
6-Label



**AS-BSL1-8000 / AS-BSL1-12000**  
1-System door lock  
2-Door key  
3-LCD screen



**AS-BSL1-8000 / AS-BSL1-12000**  
1-Fan outlet  
2-Fan outlet  
3-Emergency stop  
4-Handle  
5-Entry port  
6-Label

SYSTEM TECHNICAL DATA	AS-BSL1-4000	AS-BSL1-8000	AS-BSL1-12000
-----------------------	--------------	--------------	---------------

REGULAR PARAMETERS			
Protective class		Class I	
Overvoltage category		OVC II(PV) , OVCIII (AC main Grid)	
Dimension W*D*H	[mm]	700*340*1230	750*565*1335
Weight	[kg]	145	240
Display		7" graphic LCD	
Communication		WIFI,CAN	
Operating temperature range	[°C]	-10~+40 (>45° derating)	
Storage stability range	[°C]	-20~+60	
Relative humidity	[%]	0~95	
Altitude	[m]	<2000	
Cooling methods		Forced airflow	
Ingress protection		IP20	
Condition		Indoor conditioned	

SYSTEM CERTIFICATIONS	
Certificates	IEC/EN 62109-2:2011; IEC/EN 62109-1:2010; Low Voltage Directive 2014/35/EU; EN 61000-6-1: 2007; EN 61000-6-3: 2007/A1: 2011; EMC Directive 2014/30/EU; CE-LVD EN 62477-1: 2012+ALL: 2014; RoHS Directive 2011/65/EU and (EU)2015/863; EU REACH Regulation No 1907/2006 Article 33(1)

OPERATING DATA	AS-BSL1-4000	AS-BSL1-8000	AS-BSL1-12000
----------------	--------------	--------------	---------------

BMS (BATTERY MANAGEMENT SYSTEM)	
Power consumption (work)	[W] <3
Power consumption (sleep)	[mW] <100
Communication	CAN
Monitoring parameters	System voltage, system current, cell voltage, cell temperature
Protection	Overvoltage, undervoltage, overcurrent, overtemperature, undertemperature

OPERATING CONDITIONS	
Installation location	Indoor
Operating temperature	[°C] -10~45
Operating temperature (Recommended)	[°C] 15~30
Storage temperature	[°C] -20~60
Humidity	[%] 5~95
Altitude	[m] max. 2000
Cooling strategy	Natural convection

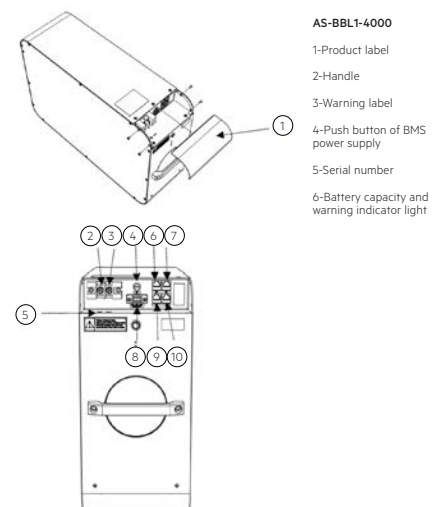
RELIABILITY AND CERTIFICATION	
Certificates	Cell: UL1642; Battery module: IEC62619 / UL1973
Transportation	UN38.3
Ingress rating	IP20

BATTERY MODULE TECHNICAL DATA	AS-BBL1-4000
-------------------------------	--------------

PHYSICAL CHARACTERISTICS		
Width	[mm]	678
Depth	[mm]	205
Height	[mm]	436
Weight	[kg]	60

ELECTRICAL CHARACTERISTICS		
Battery type		LFP
Total energy capacity	[kWh]	3.84
Usable energy capacity	[kWh]	3.07
Battery capacity	[Ah]	75
Voltage range / usable v.r.	[V]	48~57.6
Nominal voltage	[V]	51.2
Charge current (recommended)	[A]	37.5
Discharge current (recommended)	[A]	37.5
Max. continuous charge current	[A]	50
Max. continuous discharge current	[A]	50
DOD	[%]	80
Internal resistance	[mΩ]	≤60
Cycle life at 25°C <sup>2</sup>		≥6000
Battery pack round-trip efficiency	[%]	>95
DC disconnect		Contacteur

## TECHNICAL DRAWINGS



### NOTES

1- For the full Warranty Terms please visit [www.aeg-industrialsolar.de](http://www.aeg-industrialsolar.de)

2- Under standard charge conditions, charge 0.2°C, discharge 0.2°C

© Solar Solutions GmbH. Specifications in this datasheet are subject to change without notice.

Code: AS-BSL1-4000/8000/12000 version 202109.V1EN-EU

AEG is a registered trademark used under license from AB Electrolux (publ)



## CONTACT US

Solar Solutions GmbH

Brückenstrasse 94, 60594 Frankfurt am Main, Germany

+49 (0)69 400500810 | [info@aeg-industrialsolar.de](mailto:info@aeg-industrialsolar.de)

[www.aeg-industrialsolar.de](http://www.aeg-industrialsolar.de)